Covalence®
Heat Shrinkable Technology
SEALFORLIFE

WPC C30, C50

Assembly
Before you begin, please carefully go through each phase of the entire installation instruction. Then execute them step by step. Follow site safety regulations. Wear gloves and goggles. For more information, contact your local Sales Engineer.

Montage
Avant de commencer, lire attentivement l'ensemble des instructions de montage. Ensuite, exécuter pas à pas ces instructions. Se conformer aux réglementations de sécurité sur chantier. Porter gants et lunettes de protection. Pour toute information complémentaire, s'adresser au représentant commercial de la région.

Montage
Bevor Sie beginnen, sollten Sie sorgfältig jede Phase der Installationsanleitung durchgehen. Danach führen Sie sie Schritt für Schritt aus. Befolgen Sie die Montagesicherheitsbestimmungen. Tragen Sie Handschuhe und wenn erforderlich Schutzbrille. Für weitere Informationen wenden Sie sich bitte an Ihren örtlichen Verkaufsingenieur.

Montage
Voordat u begint, moet u elk deel van de montageinstructies zorgvuldig doornemen. Voer ze vervolgens stap voor stap uit. Volg de veiligheidsvoorschriften voor het bouwterrein. Draag handschoenen en een veiligheidsbril. Voor meer informatie kunt u contact opnemen met uw plaatselijke, technische vertegenwoordiger.

Montering
Før montering påbegyndes, bedes De gennemlæse hele installationsvejledningen grundigt. Derefter følges denne punkt for punkt. Lokale sikkerhedsbestemmelser på monteringsstedet skal overholdes. Handsker og beskyttelsesbriller skal bruges. Ønsker De yderligere oplysninger, bedes De henvende Dem til Deres lokale salgsingeniør.

Assemblaggio
Prima di cominciare, vogliate esaminare minuziosamente ogni fase delle istruzioni di istallazione. Quindi eseguitele passo per passo. Seguite le norme di sicurezza. L'uso di guanti e di occhiali di protezione è obbligatorio. Per ulteriori informazioni, vogliate mettervi in contatto con il Tecnico delle Vendite responsabile per la vostra zona.

Montagem
Antes de começar recomendamos que leia as instruções para se familiarizar bem com cada fase da instalação. Em seguida, proceda à sua execução passo a passo. Siga as instruções relativas a segurança. Ponha luvas e oculos de protecção. Para mais informação, consulte o técnico de vendas mais proximo.

Montaje
Antes de empezar, compruebe cuidadosamente las instrucciones de cada una de las fases de la instalacion. Ejecute paso a paso cada fase. Siga las instrucciones de seguridad que se ajusten a la normativa local. Use guantes y gafas protectoras. Para más información consulte a su técnico local de ventas.

Installation
Innan du börjar, gå noga igenom varje fas av monteringsanvisningen. Utför dem därefter steg för steg. Följ lokala säkerhetsföreskrifter för montering. Använd handskar och skyddsglasögon. För mer information, kontakta er lokala försäljnings ingenjör.

Kokoaminen
Ennenkuin aloitat, lue tarkoin asennusohjeiden jokainen kohta. Tee sitten kohta kohdalta niinkuin ohjeissa neuvotaan. Noudata tavanomaisia turvallisuusmääräyksiä. Käytä suojakäsineitä ja kasvosuojainta. Lisätietoja saat paikalliselta myynti-insinöörilta.

Szerelés
Kérjuk, a munka kezdése elött gondosan tanalmányozza a szerelési utasitás valamennyi fázisát. Kérjük kövesse azt lépésröl lépésre. Ügyeljen a munkavédeimi szempontokra. Használjon védökesztyüt, és ha szükséges védöszemüveget is. További információk tekintetében kérjük. forduljon a cég helyi képviselöjéhez.

組立て
組立てを始める前に、各ステップごとの取り付け方法すべてを注意深くお読み下さい。
それから、各々の説明通り、作業をステップごとに実施して下さい。
設置場所での安全規定に従って下さい。
手袋、保護メガネ（ゴーグル）を着用して下さい。
尚、詳細については、お客様の地域担当セールスエンジニアまでお問い合わせ下さい。

Сборка
Перед началом сборки следует внимательно ознакомиться со всей инструкцией по монтажу. Выполнить все операции в указанном порядке. Соблюдать общие правила техника безопасности работы. Носить перчатки и защитные очки. За дополнительной информацией обращайтесь к местному представителю нашей фирмы.

التركيب
قبل الشروع في التركيب ترجو قراءة التعليمات الخاصة بكل مرحلة بعناية ودقة.
وبعد ذلك تنفيذ هذه التعليمات الواحدة تلو الاخرى.
يتم اتباع القواعد الامنية الضرورية كارتداء القفازات ووضع نظارات الوقاية.
للحصول على معلومات اضافية، اتصلو بمهندس مركز المبيعات المحلي.

Material and equipment — WPC C30, C50

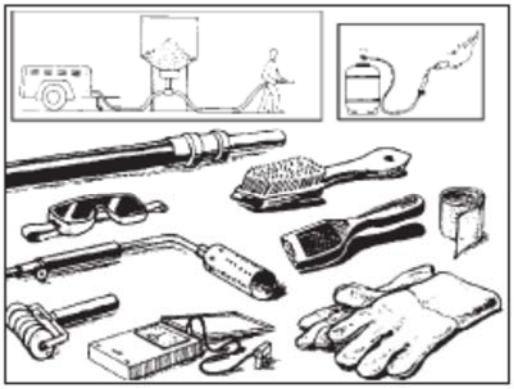



Installation instructions

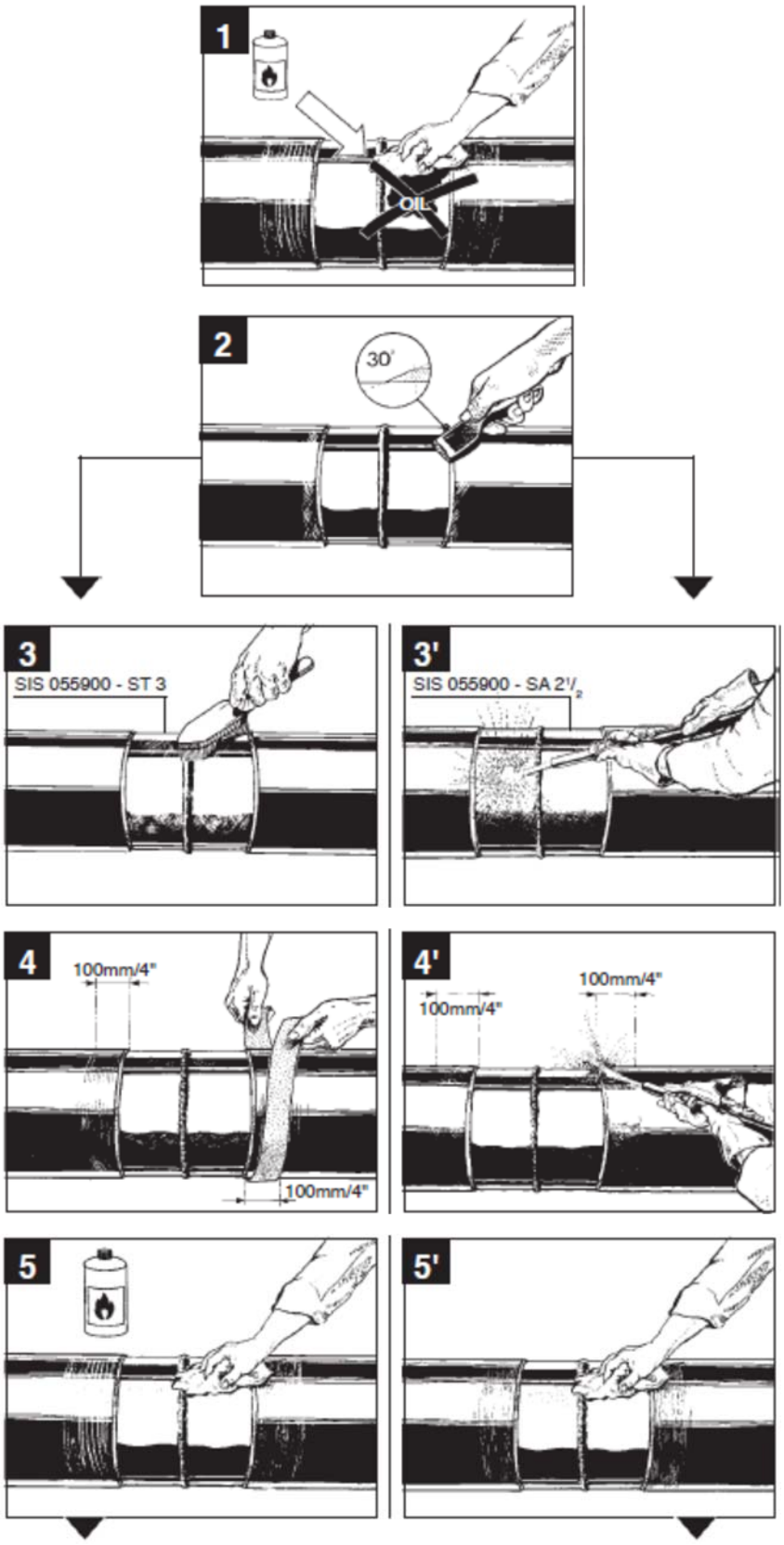



Ø D mils (0.001 in)	Ø d mm	C in/mm	B in/mm	W WPC/CXX in/mm
3500	80	15.0/380	2/50	5/125
4500	100	18.0/460	2/50	5/125
5563	125	21.5/550	2/50	5/125
6625	150	25.0/640	2/50	5/125
8625	200	31.5/800	2/50	5/125
10750	250	38.5/980	2/50	5/125
12750	300	45.5/1150	2/50	5/125
14000	350	49.5/1260	2/50	5/125
16000	400	56.0/1420	2/50	5/125
18000	450	62.5/1590	2/50	8/200
20000	500	69.5/1770	2/50	8/200
22000	550	77.0/1950	2/50	8/200
24000	600	83.0/2110	2/50	8/200
26000	650	89.5/2270	2/50	8/200
28000	700	95.5/2430	2/50	8/200
30000	750	102.5/2600	2/50	8/200
32000	800	108.5/2760	2/50	8/200
34000	850	115.5/2930	2/50	8/200
36000	900	122.0/3100	2/50	8/200
38000	950	128.5/3260	2/50	8/200

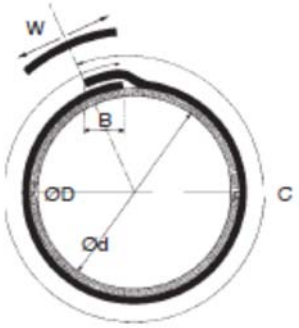

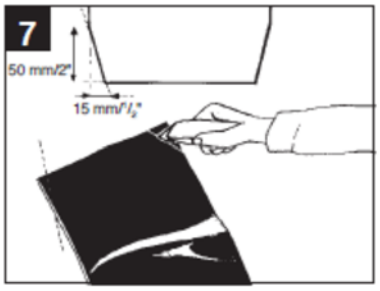

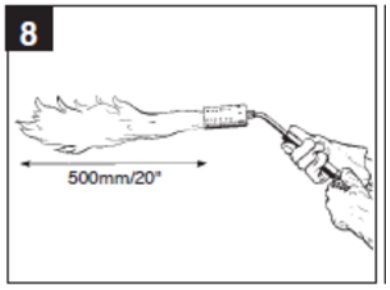

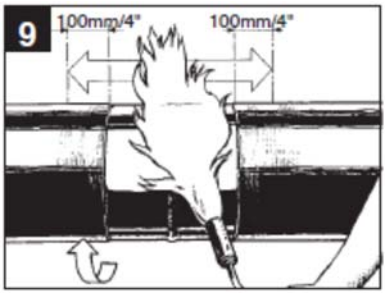

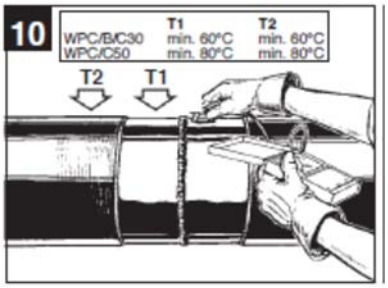

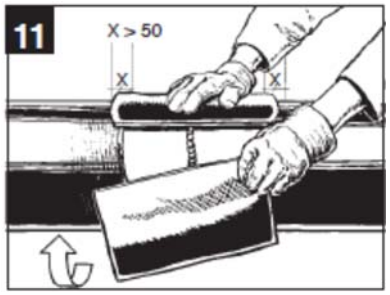

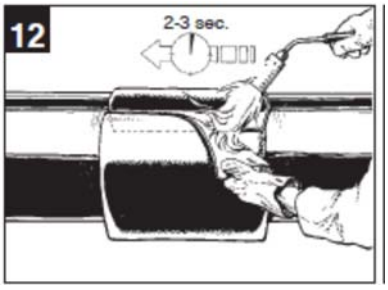

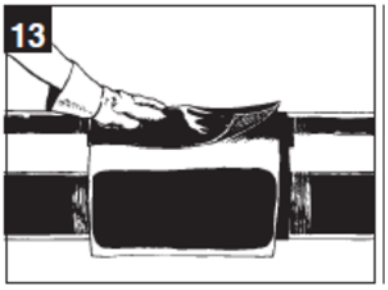

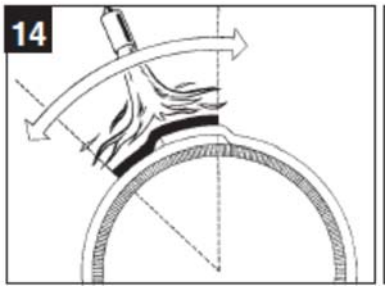

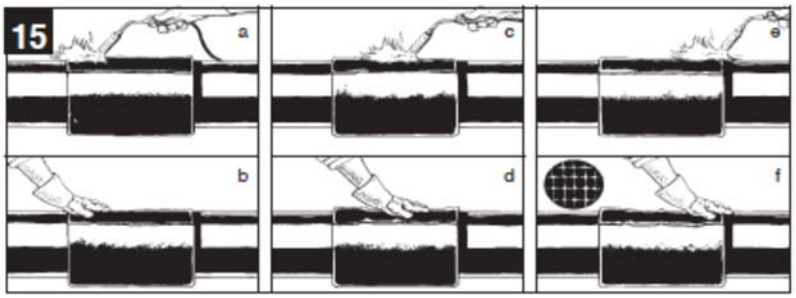

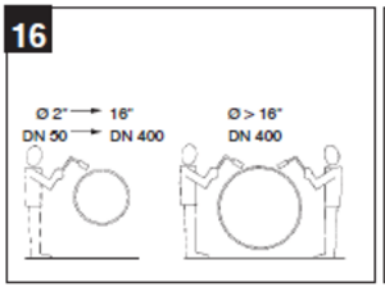

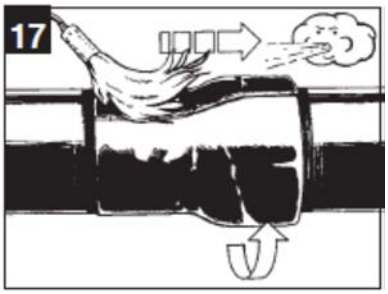





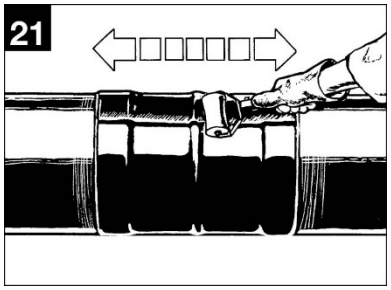

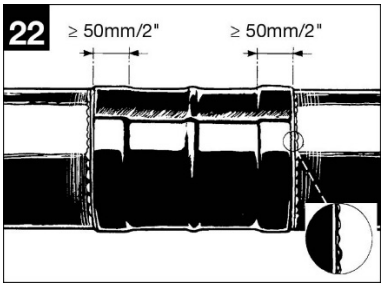

SEALFORLIFE Industries
PART OF THE BERRY PLASTICS ENGINEERED MATERIALS DIVISION

www.sealforlife.com

DISCLAIMER: Seal For Life Industries warrants that the product(s) represented within conform(s) to its/their chemical and physical description and is appropriate for the use as stated on the respective technical data sheet when used in compliance with Seal For Life Industries written instructions. Since many installation factors are beyond the control of Seal For Life Industries, the user is obligated to determine the suitability of the products for the intended use and assume all risks and liabilities in connection herewith. Seal For Life Industries liability is stated in the standard terms and conditions of sale. Seal For Life Industries makes no other warranty either expressed or implied. All information contained in the respective technical data sheet(s) should be used as a guide and is subject to change without notice. This document supersedes all previous revisions, see revision date.

Local distributor / representative

For contact details of local distributor / representative
Please visit www.sealforlife.com

Seal For Life Industries LLC
Franklin, MA, USA
Tel: +1 508 918 1600
US Toll Free: +1 800 248 7659
Fax:+1 508 918 1905
franklin@sealforlife.com

Seal For Life Industries Mexico S de R.L. de C.V.
Tijuana, Mexico
Tel USA +1 858 633 9797
Fax US: +1 858 633 9740
Tel Mexico: +52 664 647 4397
Fax Mexico: +52 664 607 9105
mexico@sealforlife.com

Seal For Life Industries Stopaq B.V.
Stadskanaal, the Netherlands
Tel: +31 599 696 170
Fax: +31 599 696 177
info@sealforlife.com

Seal For Life Industries BVBA
Westerlo, Belgium
Tel: +32 14 722 500
Fax: +32 14 722 570
belgium@sealforlife.com

Seal For Life India Private Ltd.
Baroda, India
Tel: +91 2667 264 721
Fax: +91 2667 264 724
india@sealforlife.com